



2023

2020

2015

2000

1970

1930

1880

Bridging the gap in harm reduction knowledge, advocacy and policy





2023

2020

2015

2000

1970

1930

1880

WHAT IS HARM REDUCTION

- Focus on reducing health risk rather than just eradication of products or behaviours. Fr example, seat belts or crash helmets
- But Harm Reduction is more than just about health and safety
- Grass roots human rights-based health activism by marginalised groups



2023

2020

2015

2000

1970

1930

1880

WHY GSTHR?

THE GLOBAL STATE OF TOBACCO HARM REDUCTION PROJECT

- Generate and communicate information and evidence about THR
- Provide information to map the global, regional and national availability, use of and regulatory responses to safer nicotine products (SNP)
- Provide high quality policy-focused information, critical analyses and resources on THR
- Foster local development and implementation of THR



Promoting health through harm reduction

2023

2020

2015

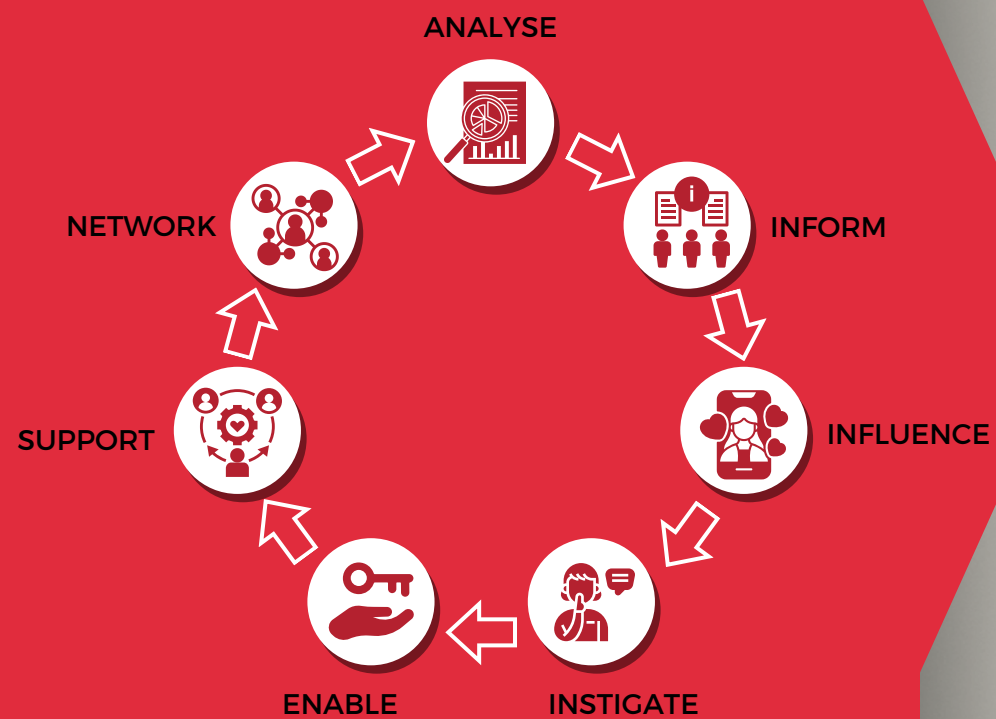
2000

1970

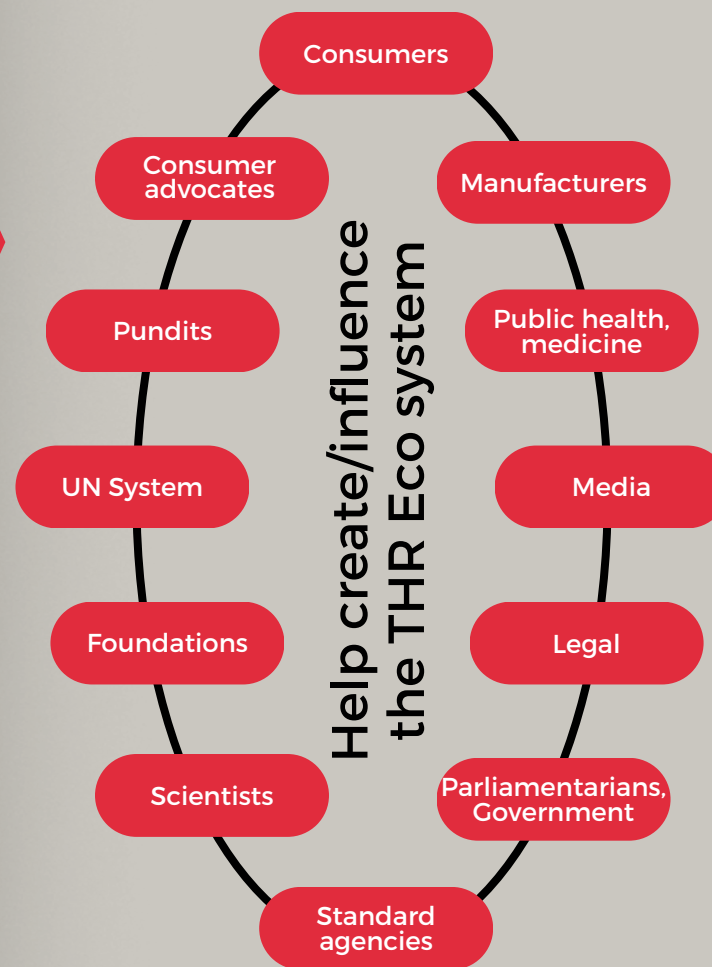
1930

1880

WE USE OUR SKILLS TO HELP OTHERS BRING ABOUT CHANGE



THE BIG CHALLENGE FOR SNP AND THR:



To address these challenges

To build capacity in THR



To generate and communicate information and evidence about THR





2023

2020

2015

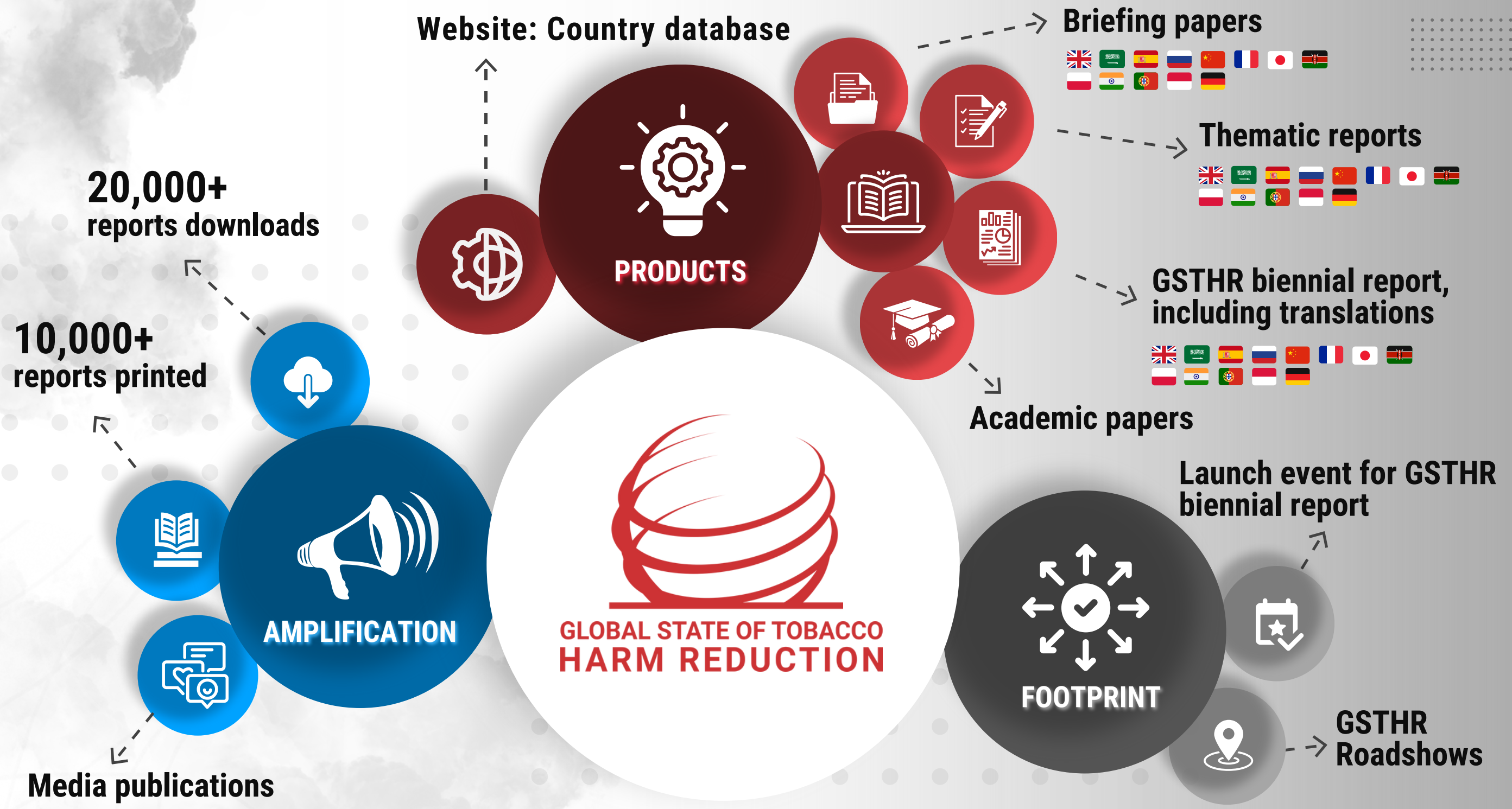
2000

1970

1930

1880

GSTHR REACH





GLOBAL STATE OF TOBACCO HARM REDUCTION

2023

2020

2015

2000

1970

1930

1880

MAJOR PUBLICATIONS





2018

3000
2171




2018

3000
1855



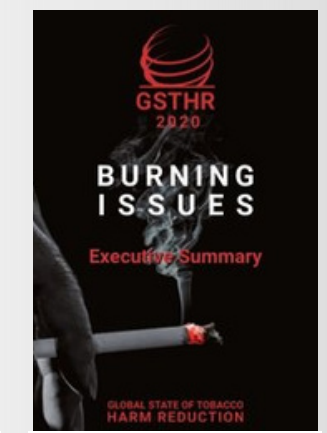
2020

3000
11450




2020

600
6626



2020

600
1010



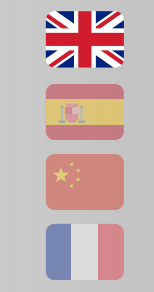
2021

100
920



2021

100
1620



2022

100
840





2023

2020

2015

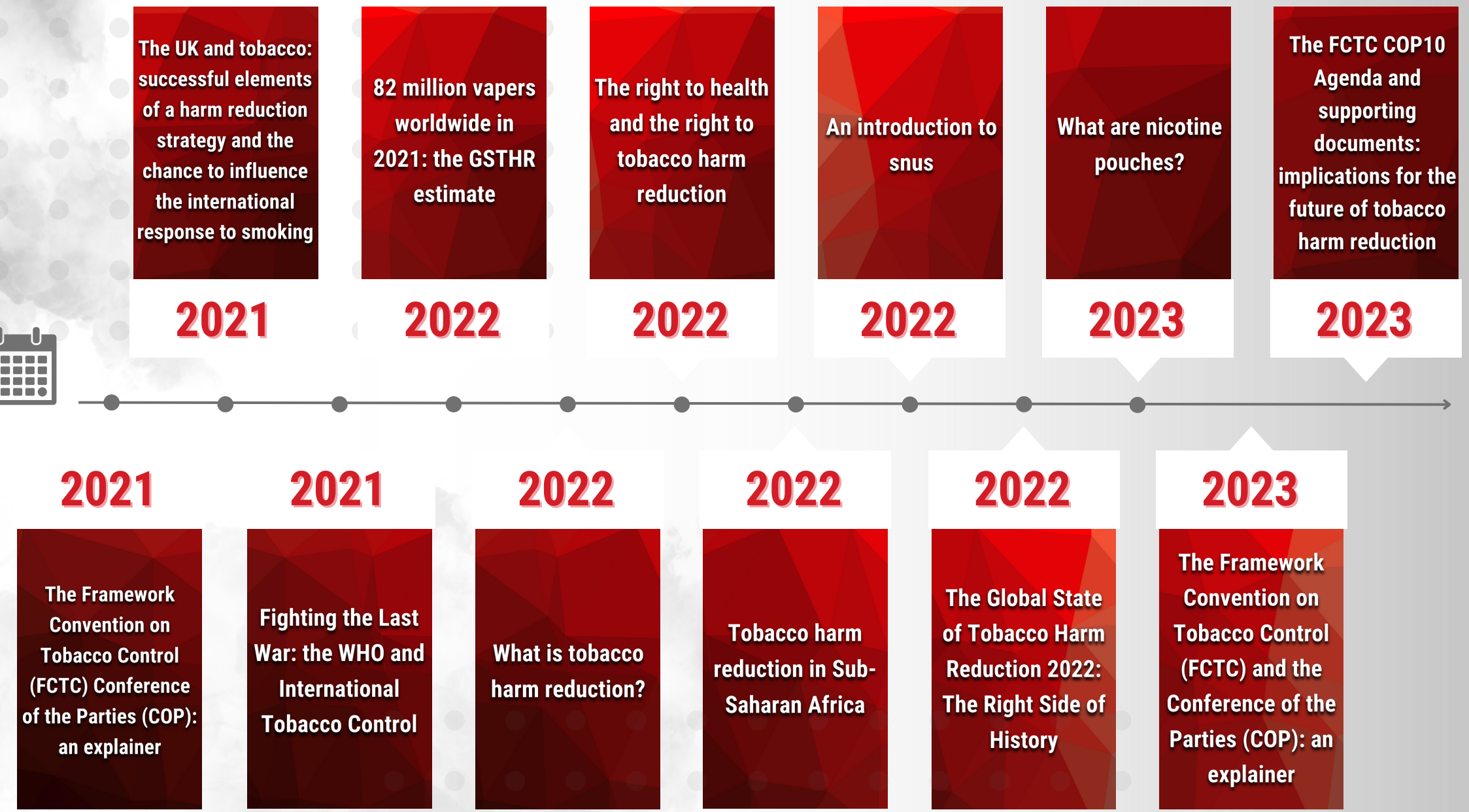
2000

1970

1930

1880

BRIEFING PAPERS





GLOBAL STATE OF TOBACCO HARM REDUCTION

2023

2020

2015

2000

1970

1930

1880

ROADSHOWS





2023

2020

2015

2000

1970

1930

1880

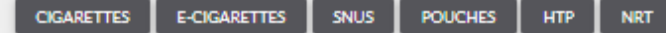
WEBSITE & COUNTRY DATABASE

Smoking, vaping, HTP, NRT and snus in Philippines

Welcome to GSTHR Global smoking and THR database Smoking, vaping, HTP, NRT and snus in Philippines



Quick links to detailed datasheets for Philippines



Country profile Data sourced: 2022. Page updated: 2023-10-11

Smoking in Philippines

There has been a downwards trend in current smoking prevalence in the general population in the Philippines. Smoking prevalence was 34% overall in 2000 and declined to 24.5% in 2015, with a further drop to 20% projected by 2025. For men, the prevalence decreased from 57% in 2000 to 42% in 2015, with a further decrease to 34% projected by 2025. Women's prevalence was 10% in 2000; this decreased to around 7% in 2015, and is projected to decrease further to around 6% by 2025. The WHO published prevalence trend estimates in tobacco smoking, as shown here, in their 2018 2nd edition report, which show slightly different smoking prevalence to the WHO country profiles. Data for the estimates were obtained from WHO databases. The trend lines are projections, not predictions, of future attainment. A projection indicates a likely endpoint if the country maintains its tobacco control efforts at the same level that it has implemented them to date. Therefore the impact of recent interventions could alter the expected endpoint shown in the projection. While the methods of estimation used in the first and second editions of the WHO report are the same, the volume of data available for the second edition is larger i.e. 200 more national surveys. The results presented are therefore more robust.

E-cigarettes, HTPs and novelty tobacco products, such as snus and nicotine pouches, are currently covered by RA 11900, where they are considered consumer products unless they contain medical claims - in which case they first require FDA approval - see: https://lawphil.net/statutes/repacts/ra2022/ra_11900_2022.html



18.5% of the adult population are current smokers
There are approximately 14.1 million current smokers in Philippines
33.3% of men are current smokers but only 3.7% of women

117,749

Deaths

117749 people in Philippines die from tobacco smoking-related diseases each year.

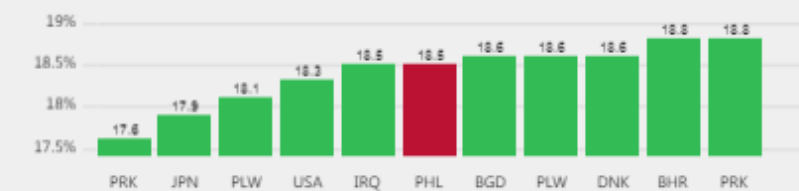
0.1 million

€

Market size of NRT.

Estimated NRT market size is 0.1 million €.

Countries with smoking prevalence similar to Philippines



Adult current smoking prevalence

DETAILS & DATASHEET ON SMOKING IN PHILIPPINES



2023

2020

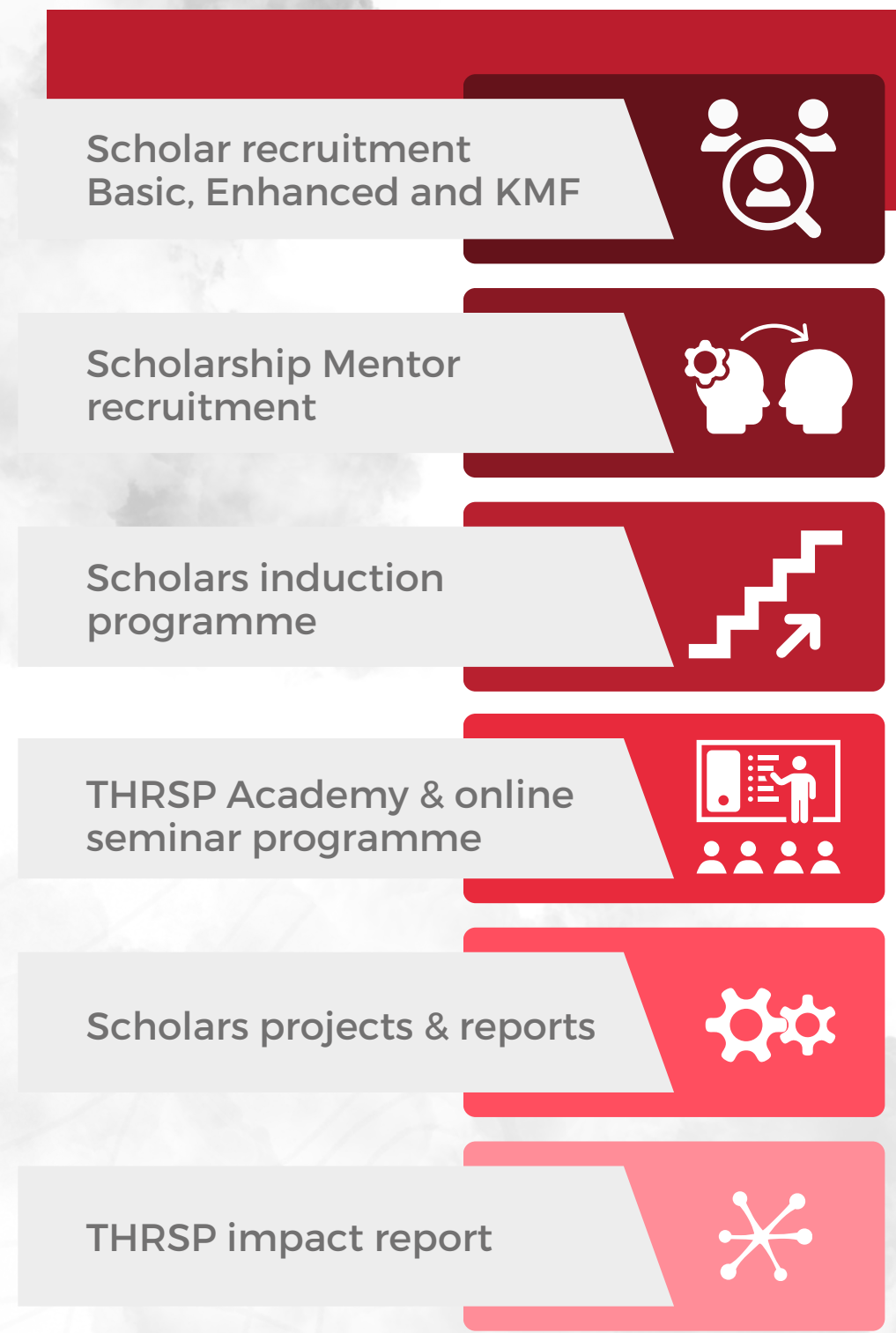
2015

2000

1970

1930

1880



THRSP Tobacco Harm Reduction Scholarship Programme



150+ SUBMISSIONS

25 SCHOLARS / YEAR
\$12,000 EACH

8 ENHANCED SCHOLARS / YEAR
\$28,000 EACH

3 KEVIN MOLLOY 2-YEAR FELLOWSHIP
\$70,000 EACH





The THR Academy

2023

2020

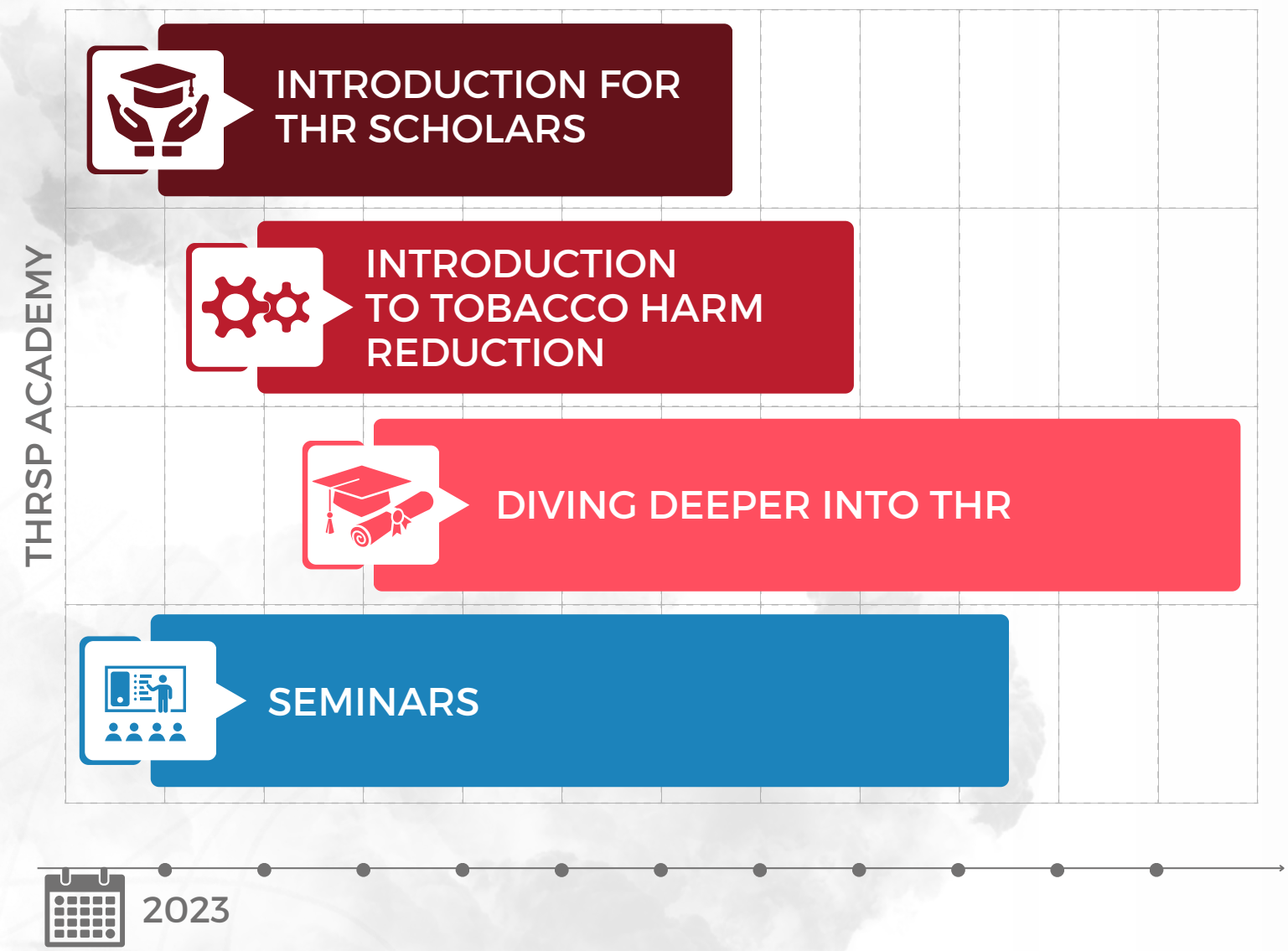
2015

2000

1970

1930

1880



- 2023:** DIVING DEEPER INTO THR
 - THR IN LOW AND MIDDLE INCOME COUNTRIES (LMIC)
 - UNDER-REPRESENTED AND DISADVANTAGED GROUPS AND THR
 - SAFER NICOTINE PRODUCTS IN TOBACCO SMOKING CESSATION
 - TOBACCO HARM REDUCTION AND HUMAN RIGHTS
 - TOBACCO HARM REDUCTION AND YOUNG PEOPLE



Global Impacts

2023

2020

2015


2000

1970

1930

1880


NORTH AMERICA: 10





LATIN AMERICA: 7






EUROPE: 19



ASIA: 18



AUSTRALIA / NEW ZEALAND: 2



2023

2020

2015

2000

1970

1930

1880

WE HOPE TO

Educate stakeholders / increase acceptance and awareness of SNP/ support the work of other HR advocates

